

# CEL-FI GO QUICK START GUIDE

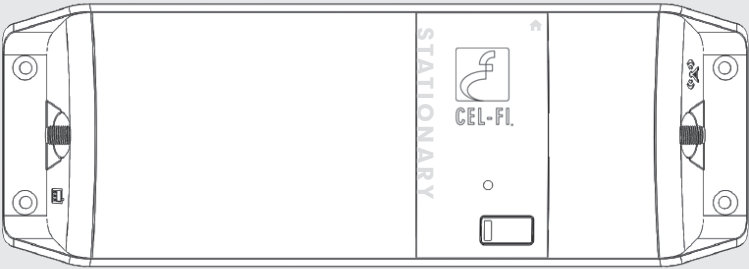
STATIONARY VERSION



# GO

Smart Signal Booster™

**CEL-FI GO** is an evolved cellular signal booster design that can amplify cellular signals up to 100 dB. Connect a single Donor Antenna to receive the macro-network signals, and then a single indoor Service Antenna where you need service, and CEL-FI GO will do the rest automatically.

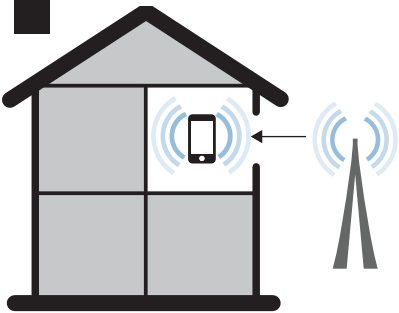


420N007-G31-001-00RA



Cel-Fi Safe

## 1 Install Donor Antenna



Find the location with the best signal.



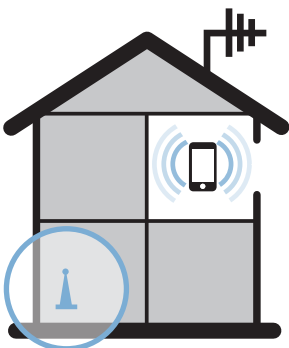
Install **Donor Antenna** where the mobile device receives this signal.

DONOR ANTENNA NOT INCLUDED



**SAFETY: DO NOT INSTALL** any equipment close to power lines or drill into walls or other structural elements without first ensuring the location is safe and that there are no hidden items that could be or cause injury.

## 2 Install Service Antenna



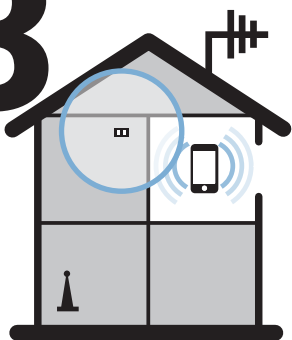
SERVICE ANTENNA

Install **Service Antenna** where coverage is needed.

SERVICE ANTENNA NOT INCLUDED

3

## Mount CEL-FI GO Near Power Outlet



Find a power outlet.



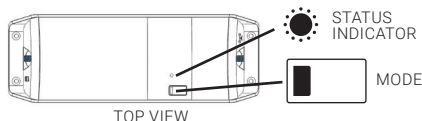
Mount **CEL-FI GO** near the power outlet.



**DO NOT** plug in at this time.

4

## Connect Donor & Service Antennas to the CEL-FI GO Unit



LEFT SIDE: Service Antenna Connector

RIGHT SIDE: Donor Antenna Connector

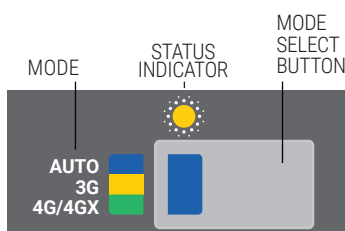
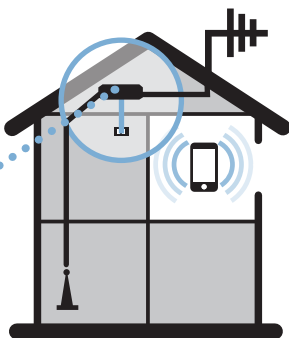
5

## Plug in CEL-FI GO & Select Mode

Press the **MODE** button on the unit to select desired scanning mode. Status Indicator will blink during the setup process, and may take a few minutes to complete. (OPTIONAL: use your smartphone to select mode. Download the **CEL-FI WAVE** app, and follow the on-screen instructions.)



Bluetooth



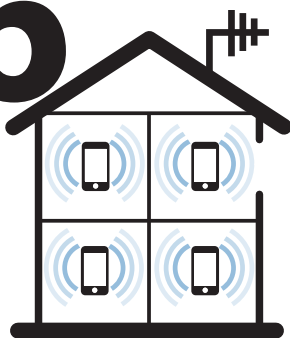
STATUS INDICATOR

- Boosting 3G
- Boosting 4G
- Error\*

(\*NOTE: if Error, go to troubleshooting at [cel-fi.com/support](http://cel-fi.com/support))

6

## Tips & Tricks



Keep **Donor** and **Service** antennas separated/isolated from each other for best performance

Do not use cable splitters for antennas

Follow the installation instructions for your chosen antennas

Use sealant if any connections are exposed to elements

7

## Installation Process

For more CEL-FI GO features, go to **App Store** or **Google play** and download the mobile **CEL-FI WAVE** app.

(NOTE: If you do not have a compatible smartphone, go to [cel-fi.com/wave](http://cel-fi.com/wave) to download the Desktop app.)

